

DENTAL LIGHT-CURED RESTORATIVE COMPOSITE

CLEARFIL MAJESTY™ *Series*



See Instructions
for Use

KURARAY MEDICAL INC.

1621 Sakazu, Kurashiki,
Okayama 710-0801, Japan

T ECHNIQUE GUIDE

Recipe For Beauty and Longevity

CLEARFIL MAJESTY™ *Esthetic/Flow/Posterior*

Tips:

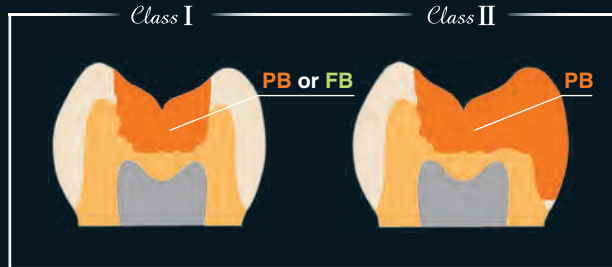
- Because of the mechanical property of CLEARFIL MAJESTY™ Flow, it can be used for small cavities, Class I and build-up of dentin portion of the tooth structure.
- Since CLEARFIL MAJESTY™ Esthetic Body shades are designed for recreating Enamel and Dentin with one shade, CLEARFIL MAJESTY™ Esthetic Enamel or CLEARFIL MAJESTY™ Esthetic Translucent is needed for only a small portion of Enamel in a Multi-shade Technique.

Posterior Cases *CLEARFIL MAJESTY™ Posterior & Flow*

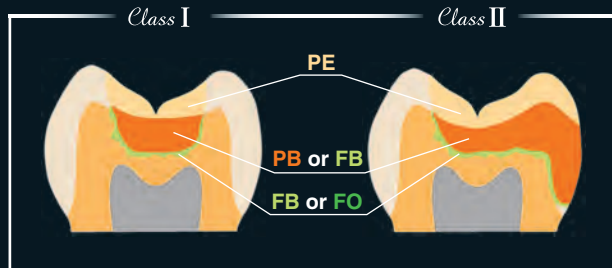
are recommended for direct posterior composite restorations.

Single-shade Technique

- **Posterior Body (PB)** shades are recommended.
- Using only **Flow Body (FB)** shades are available for small cavities and /or Class I.

**Multi-shade Technique**

- Use **PB** or **FB** shades for the dentin area, then **Posterior Enamel (PE)** to enamel area.
- **FB** or **Flow Opaque (FO)** can be used as a base / liner.



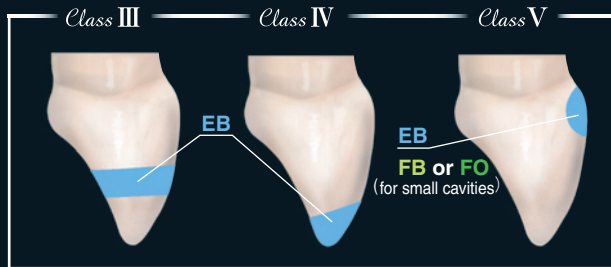
Anterior Cases *CLEARFIL MAJESTY™ Esthetic*

is recommended for direct anterior composite restorations.

Single-shade Technique

(Cases smaller than 1/3 clinical crown)

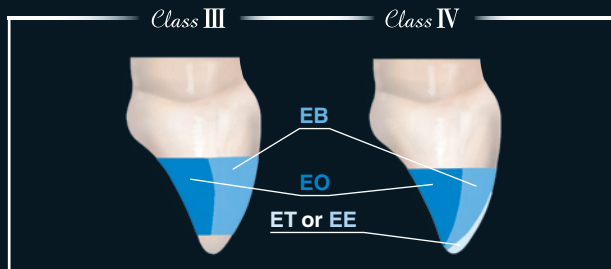
- Use primarily an **Esthetic Body (EB)** shades.
- **Flow Body (FB)** shades or **Flow Opaque (FO)** shades are recommended for Class V and/or small cavities.



Multi-shade Technique

(Cases bigger than 1/3 clinical crown)

- Use **EB** shade with an **Esthetic Opaque (EO)** shades.
- Thickness of **EO** shade is approximately 1/2 of the tooth body.
- Apply **Esthetic Translucent (ET)** or **Esthetic Enamel (EE)** from the incisal edge to about approximately 1/3 of the coronal length as a thin layer.



Shade Combination Chart For Multi-Shade Technique

CLEARFIL MAJESTY™ Esthetic / Esthetic PLT

VITA® SHADE ¹⁾	A1	A2	A3	A3.5	A4	B1	B2	B3	C2	C3	C4	D2	D3	D4
OPAQUE	OA2		OA3		OA4	OA2		OA3	OA2	OA4		OA2	OA3	
BODY	A1	A2	A3	A3.5	A4	B1	B2	B3	C2	C3	C4	D2	D3	D4
ENAMEL	E2 (To Increase Translucency E1, To Reduce Translucency E3)													
TRANSPARENT	T													

CLEARFIL MAJESTY™ Flow

VITA® SHADE ¹⁾²⁾	A1	A2	A3	A3.5	B1	B2	C3	D3	0M2
OPAQUE	OA3, Cv								—
BODY	A1	A2	A3	A3.5	B1	B2	C3	D3	BL2
ENAMEL	E2								

CLEARFIL MAJESTY™ Esthetic / Esthetic PLT

VITA® SHADE ²⁾	0M1	0M2
BODY	BL1	BL2
ENAMEL	E2	
TRANSPARENT	T	

CLEARFIL MAJESTY™ Posterior / Posterior PLT

VITA® SHADE ¹⁾	A1	A2	A3	B2
BODY	A1	A2	A3	B2
ENAMEL	E2 (To Reduce Translucency E3)			

VITA® SHADE:

- 1) VITA® Classical Shade Guide
- 2) VITA Bleached Guide®

CLEARFIL and CLEARFIL MAJESTY are registered trademarks of KURARAY CO.,LTD
 VITA is a registered trademark of VITA Zahnfabrik H. Rauter GmbH & Co. KG