

***Faster
to the Core!***

***Fast!
Strong!
Most
Compatible!
37.4 MPa!
with Clearfil SE Bond****

***Clearfil Photo Core
is available in two
convenient, delivery
systems.***



***CLEARFIL PHOTO CORE &
CLEARFIL PHOTO CORE PLT***

Features & Benefits
Strong Instant Bond
9.5mm Depth of Cure
Cuts like dentin
No mixing
No matrix bands
No incremental layering
No sticking to instrument

*Independent non-profit dental product testing laboratory

Light Cure Composite for Core Build-up
Fast, Strong, and Dependable
Unique Deep Curing Core Material has Strong Bond to Dentin*

CLEARFIL™ PHOTO CORE product components
#355KA Clearfil Photo Core 3 Syringe pk (4.4g)
#365KA Clearfil Photo Core PLT (.3g) 50pcs
#366KA Clearfil Photo Core PLT X-Large (.5g) 30pcs

CLEARFIL PHOTO CORE


The Strongest Most Compatible Core Material!

An important independent research study of 8 composite core materials with 34 bonding agents has concluded that **Clearfil Photo Core** had the **highest bond strength** with the most bonding agents. **Clearfil Photo Core** provided excellent bond strength with 85% of the 34 tested bonding agents. This was more than any of the other 7 core materials tested.

For an easy to read reprint of this independent research study, please call 800-879-1676 today or visit our website at www.kuraraydental.com.

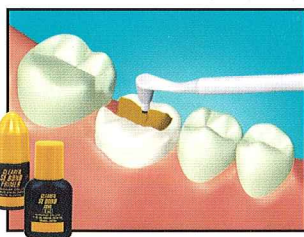
	Compressive Strength (MPa)	Flexural Strength (MPa)	Elastic Modulus (GPa)	Brinell Hardness
Photo Core	333	152	18.6	67

FAST 9.5mm/10 Sec.* Single increment depth of cure

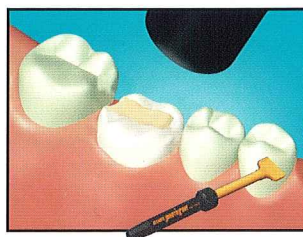


*By using Plasma Arc Light IIM

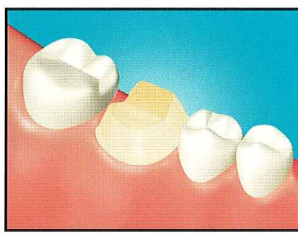
Clinical Procedure for Vital Tooth using Clearfil SE Bond or Clearfil Protect Bond



Treat the surface with PRIMER and BOND. Light Cure.

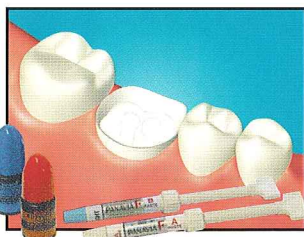


Place Photo Core and Light Cure.



Preparation of the abutment tooth.

Clinical Procedure for Non-Vital Tooth using Panavia F 2.0



Cementing post using PANAVIA™ F 2.0. Use the excess paste as bonding agent.

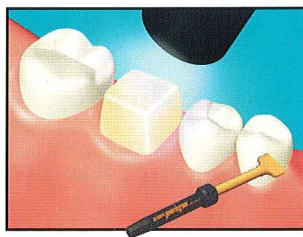




Photo Core and Light Cure.



Preparation of the abutment tooth.

Post & Core Partners

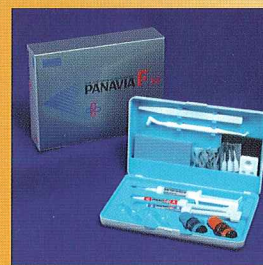


Clearfil SE Bond & Clearfil Protect Bond

Clearfil SE Bond and Clearfil PROTECT bond are the most reliable self-etching bonding system. Their water based primer significantly reduce procedure time while providing excellent bond strength and sealing performance.



Panavia F 2.0



Panavia F 2.0 is a self-etch, self-adhesive, dual-cure, fluoride releasing resin cement. In addition to the legendary bond strength with

metal restorative materials, it provides the strong bond to any of the metallic-oxide ceramic restorations (Procera, in-Ceram, Cercon, Lava, Walceram etc.).

Distributed by:

Kuraray America, Inc.
101 East 52nd Street, 26th Floor
New York, NY 10022

(800) 879-1676

www.kuraraydental.com

Manufactured by:

Kuraray Medical, Inc.
1621 Sakazu, Kurashiki,
Okayama 710-8622 Japan

Kuraray Dental...over 25 years of committed, focused, scientific work and leadership with relentless search for better solutions—products that enhance your skill and care.

**KURARAY
DENTAL**

World's Leading Manufacturer of Dental Products